

THE BREMEN TOWN MUSICIANS

Early years

Teacher's Guide






ELS MÚSICS DE BREMEN

BEFORE GOING TO THE THEATRE

1. Do you know The Bremen Town Musicians? Paint the title and the drawing.

Our friends are a donkey, a cat, a rooster, and a dog. Their owners have thrown them out of the house because they are old and no longer fit to work. Instead of getting depressed, they set off to Bremen. But when they arrive, they find a barrier in their way. Sad, but not defeated, they decide to play music together and gradually manage to tear the barrier down and get through. Thanks to teamwork, they are now a musical group in Bremen.





2. The animals:

**Kaito the Cat.
She plays the flute.**



**Antonie the Rooster.
He sings.**



**Jomo the Donkey.
He plays the drums.**




**Pablo the Dog.
He plays the guitar.**





- a) **Now we know who the protagonists of the novel are. So, we can play a game.** Let's play a game. In the previous exercise we learnt the name of each animal. Do you remember them?


Draw and distribute these images around the classroom. When the teacher says the name of an animal or instrument, the students will have to stand around the image of that animal or instrument. They can go out in pairs or small groups to do the activity, while the younger children can help and wait their turn.





THE BREMEN TOWN MUSICIANS

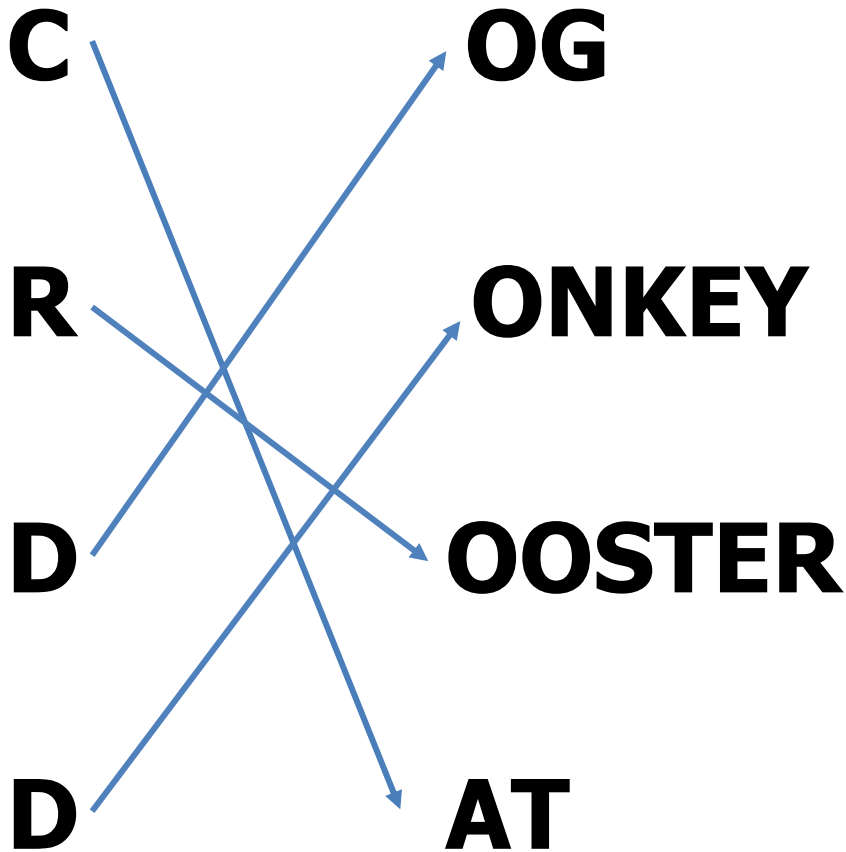
Early years



www.transeduca.com
info@transeduca.com
911 138 140
934 740 002



3. Match the letters to make words:









4. Draw sad or happy faces depending on whether the actions are



Good



or bad







5. What musical instrument are we hearing?

Let's work on the sounds of musical instruments. If we have a piano at school, the teacher will give you a live audition. They can explain the parts: keyboard, soundboard, strings, hammers and pedals.




6. We danced to the songs of the show









AFTER GOING TO THE THEATRE

7. Mark which musicians do not play their instrument correctly: For example, the Rooster can't play the drums, he sings.





8. Colour the pictures that represent caring for the animals:





9. Draw the scene from the play you liked best:



10. Look at the following drawings: draw the animals and instruments that appear in the story.



Snake



Bear



Cat



Dog



Elephant



Drum



Giraffe



Flute



Donkey



Mouse



Spider



Lion



piano




Zebra



Rooster



11. The animals were separated from their instruments and now they don't know where theirs is. Can you help them find it?





- 12. Start a game.** In a circle in a large group, the children will go off in pairs or small groups of 3-4 and they will have to agree and pretend to be one of the animals in the story and the rest of the group will have to say the name of that animal in English.



transeduca

www.transeduca.com

info@transeduca.com

911 138 140 / 934 740 002